



MATERIAL TESTING SOLUTIONS

Report No.: 24700-0
Order No.: AE24700
Client Reference: P.O.# 69289jl
Date: February 29, 2008

DSET LABORATORIES

A Division of Atlas Material Testing Technology LLC
45601 North 47th Avenue
Phoenix, Arizona 85087-7042 USA
Phone (623) 465-7356
Toll Free (800) 255-3738
Fax (623) 465-9409
www.atlaswsg.com

**HEMISPHERICAL SPECTRAL REFLECTANCE
and
TOTAL EMITTANCE TEST REPORT**

prepared for:

READING ROCK, INC.
4600 Devitt Drive
Cincinnati, OH 45246

presented by:

Atlas Weathering Services Group
DSET Laboratories
45601 North 47th Avenue
Phoenix, AZ 85087-7042
Phone: 623-465-7356
FAX: 623-465-9409

This test report contains only findings and results arrived at after employing the specific test procedures and standards listed herein. It does not constitute a recommendation for, endorsement of, or certification of the product or material tested. Atlas Weathering Services Group makes no warranty, expressed or implied, except that the test has been performed, and a report prepared, based upon the sample or samples furnished by the client. Extrapolation of data from the sample or samples relating to the batch or lot from which it was obtained may not correlate and should be interpreted accordingly with extreme caution. We assume no responsibility for variations in quality, composition, appearance, performance, or other feature of similar subject matter produced by persons or under conditions over which we have no control. This report shall not be reproduced except in full without the written approval by Atlas Weathering Services Group.

This report contains 5 pages

Prepared by:

Kathleen R. Eoff
Senior Technician, Optics

Approved by:

Marge Awarski
Group Leader, Evaluations Services





MATERIAL TESTING TECHNOLOGY GROUP

READING ROCK, INC.

Report No.: 24700-0

Order No.: AE24700

Client Reference: P.O. # 69289j1

Date: February 29, 2008

Page 2 of 5

**HEMISPHERICAL SPECTRAL REFLECTANCE
and
TOTAL EMITTANCE TEST REPORT**

1.0 INTRODUCTION

This report presents results of spectral reflectance and total emittance measurements on the following four pavers coded:

CAMEL BUFF
RIVERBANK
SOMERSET
TERRA COTTA RED

2.0 TEST METHODS AND PROCEDURES

Reflectance

Hemispherical spectral reflectance measurements were performed in accordance with ASTM Standard Test Method E903 (1996). The measurements were performed with a PerkinElmer Lambda 950 Spectrophotometer utilizing an integrating sphere (Fig A1.3 of E903 (1996)). Total reflectance measurements were obtained in the solar spectrum from 2500nm to 300nm at an incident angle of 8°. The measurements employ a detector-baffled, wall-mounted integrating sphere that precludes the necessity of employing a reference standard except to define the instrument's 100% line. The measurements are properly denoted as being 'hemispherical spectral reflectance'.

Total Solar ρ reflectance was obtained by integrating the spectral data against Air Mass 1.5 (ASTM G159-98) direct solar spectrum utilizing 105 weighted ordinates. All spectral data are submitted herewith in the original.

READING ROCK, INC.

Report No.: 24700-0

Order No.: AE24700

Client Reference: P.O. # 69289j1

Date: February 29, 2008

Page 3 of 5

**HEMISPHERICAL SPECTRAL REFLECTANCE
and
TOTAL EMITTANCE TEST REPORT**

2.0 TEST METHODS AND PROCEDURES (cont'd)**Emittance**

Near-normal infrared reflectance measurements were performed in accordance with ASTM E408-71 (reapproved 2002), Method A. A Gier Dunkle Instruments Infrared Reflectometer Model DB 100 was utilized for the measurements.

Inside the detector portion are two semi-cylindrical cavities. One of the cavities is heated by an electrical heater and the other stabilizes at approximately room temperature. Thus, the two cavities are maintained at different temperatures. As the cavities rotate, the sample is alternately irradiated at 13 Hz. A vacuum thermocouple views the sample through an optical system that focuses through slits in the ends of the cavities. The detector receives energy emitted by the sample and energy reflected by the sample. Only the reflected energy contains an alternating component as the sample is alternately irradiated by the hot and cold cavities. An amplifier is synchronized with the cavity rotation to pass only the desired alternating signal, which is then rectified and filtered. The zero and gain are set with standards of known emittance. The calibration is rechecked at several intervals during the measurement. The Gier Dunkle Infrared Reflectometer is calibrated using high and low emittance standards. The standards were calibrated at and obtained from the National Physical Laboratory in England. The emittance value for the glass standard equals 0.89. The emittance value for the mirror standard equals 0.01.

Near-normal emittance for the client's specimens was calculated from Kirchoff's Relationship where:

$$\rho + \alpha + \tau = 1, \alpha = \varepsilon$$

Since these specimens are opaque and have no τ in the far IR, the preceding equation reduces to:

$$\rho + \varepsilon = 1 \text{ and } 1 - \rho = \varepsilon$$

READING ROCK, INC.

Report No.: 24700-0

Order No.: AE24700

Client Reference: P.O. # 69289j1

Date: February 29, 2008

Page 5 of 5

**HEMISPHERICAL SPECTRAL REFLECTANCE
and
TOTAL EMITTANCE TEST REPORT**

4.0 RESULTS

Reflectance:

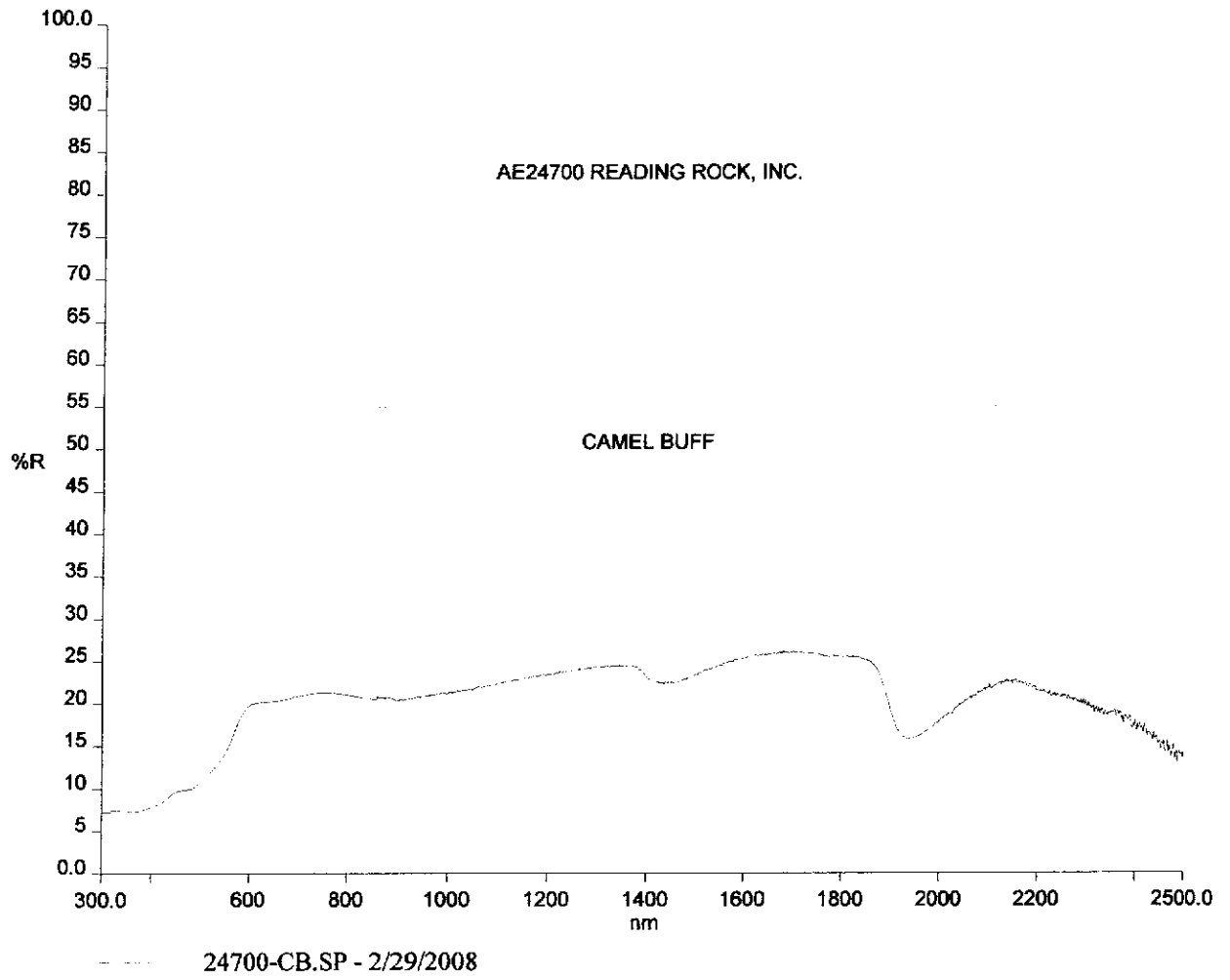
Specimen Code	% Solar Reflectance	SRI
CAMEL BUFF	18.9	21
RIVERBANK	25.5	29
SOMERSET	29.5	34
TERRA COTTA RED	23.2	25

Emittance:

Specimen Code	Reflectance (ρ) Measured	Near-Normal Emittance (ϵ) Calculated
CAMEL BUFF	.03	.97
RIVERBANK	.05	.95
SOMERSET	.05	.95
TERRA COTTA RED	.05	.95

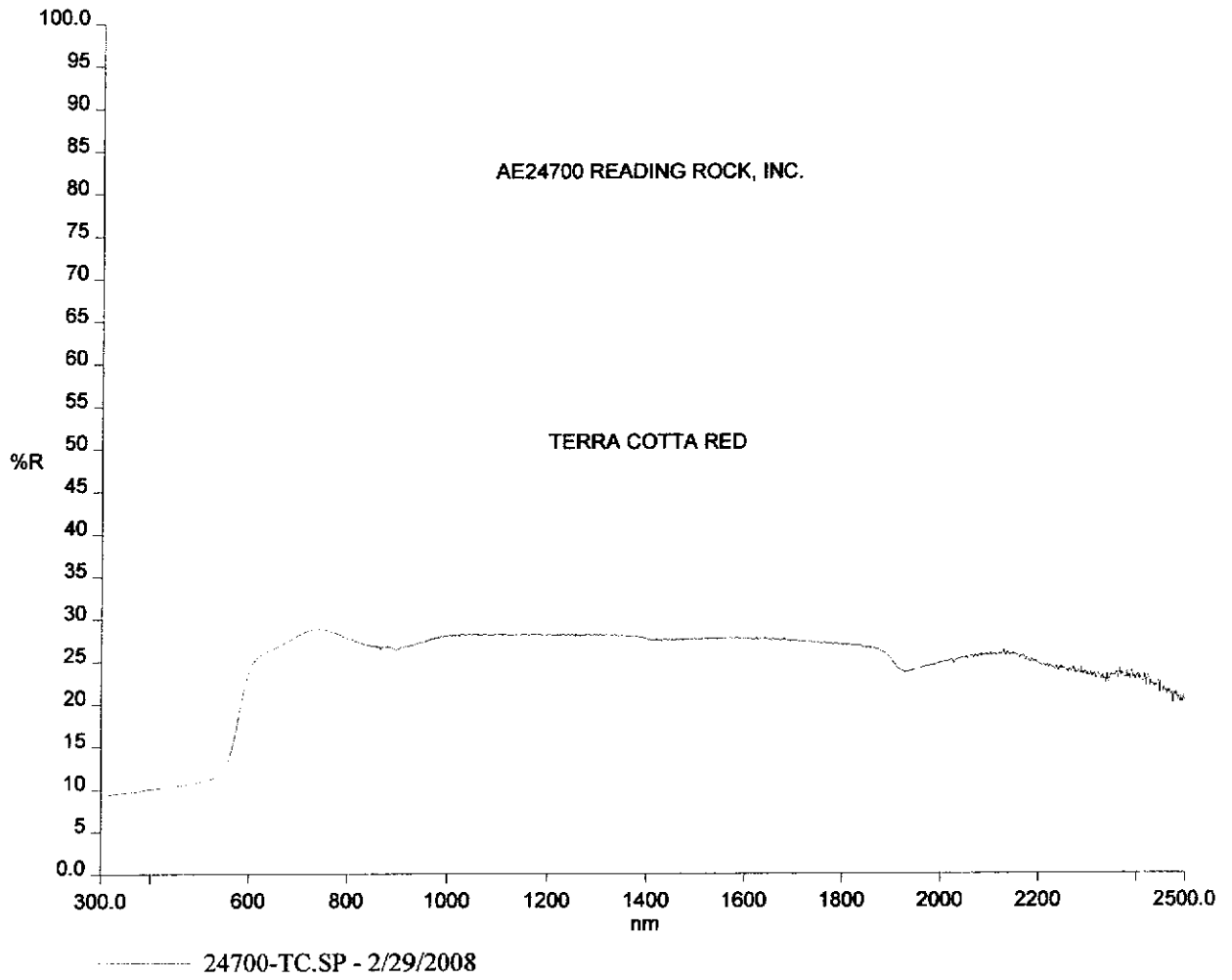
Date: 2/29/2008

Time: 1:50:31 PM



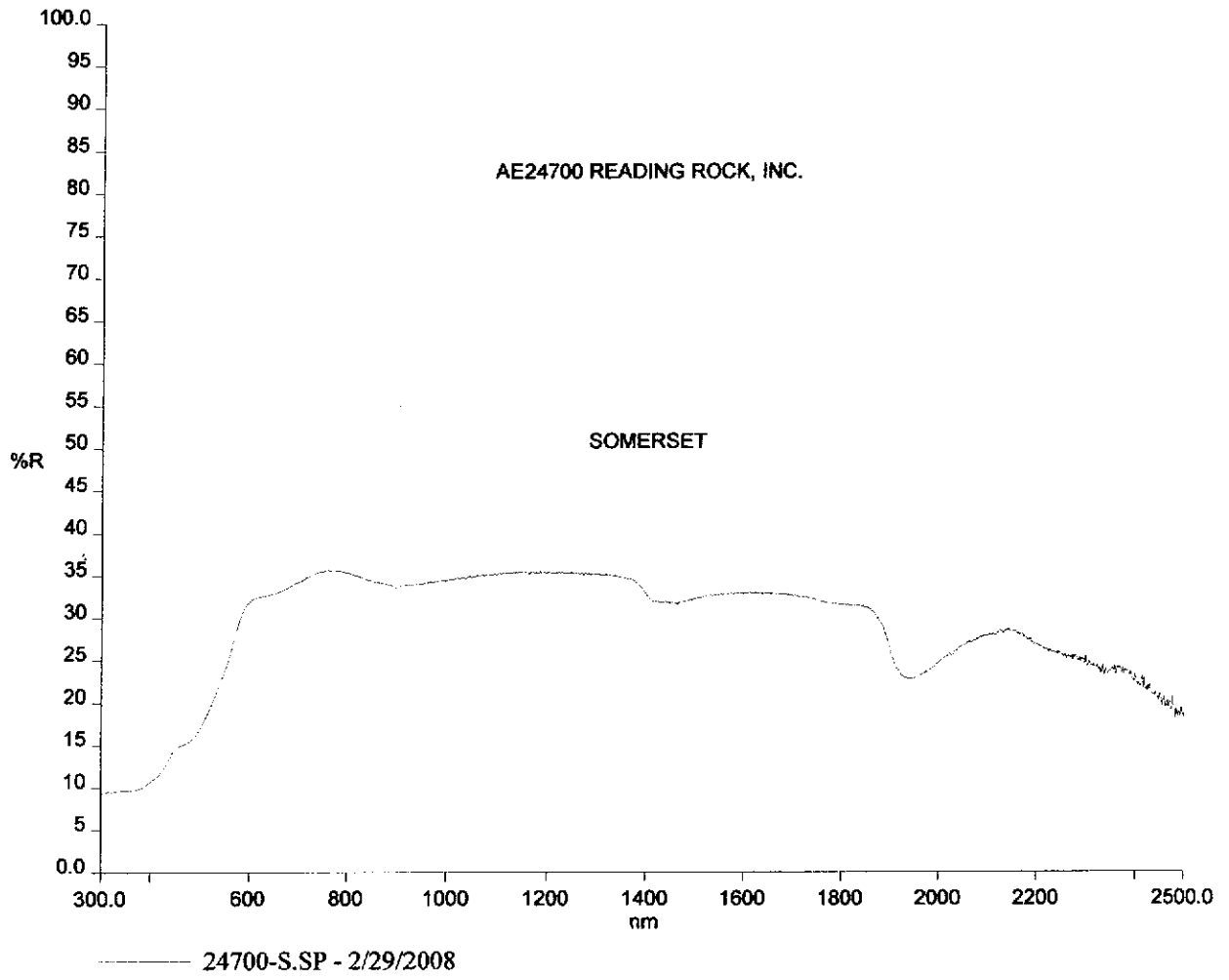
Date: 2/29/2008

Time: 1:49:53 PM



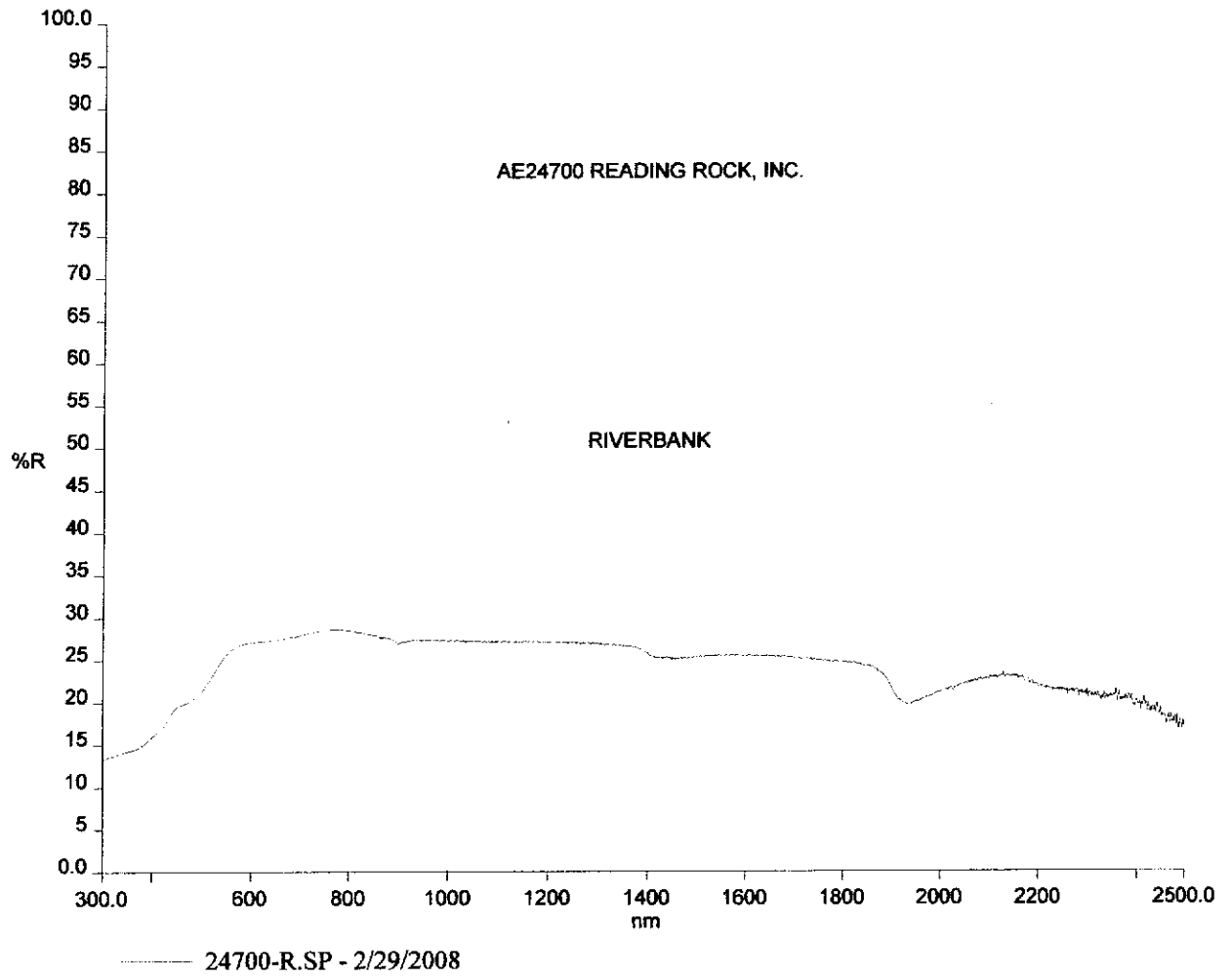
Date: 2/29/2008

Time: 1:41:32 PM



Date: 2/29/2008

Time: 1:35:55 PM



READING ROCK, INC.

Report No.: 24700-0

Order No.: AE24700

Client Reference: P.O. # 69289j1

Date: February 29, 2008

Page 4 of 5

**HEMISPHERICAL SPECTRAL REFLECTANCE
and
TOTAL EMITTANCE TEST REPORT**

2.0 TEST METHODS AND PROCEDURES (cont'd)**SRI**

The Solar Reflectance Index is calculated from ASTM E1980-01. The procedure defines a Solar Reflectance Index (SRI) that measures the relative “steady-state surface temperature” of a surface with respect to the standard white (SRI=100) and the standard black (SRI=0) under the standard solar and ambient conditions. The program used for the calculations was provided by Lawrence Berkeley Laboratory in California.

3.0 OBSERVATIONS, DEVIATIONS, AND WAIVERS

All measurements were performed on the uncoded side of the specimens.

The values reported for emittance represent the average of at least four measurements.

With all test methods, there typically is a level of uncertainty for the test data due to the acceptable operating tolerances of the instrumentation and variation caused by the test method. The estimated tolerances are expected to be less than plus or minus 2% for most materials tested to ASTM E903.